



PAPERCRAFT

Thanks for downloading the Combat Storm Cargo Container Pack!

Like many gamers today, we love seeing intricate and elaborate scenery setups on our war-gaming tables. Many hardcore enthusiasts sometimes invest several hundreds of dollars into creating beautiful scenery and terrain but unfortunately not many of us have the means to invest in such extravagant productions. Thankfully, the Combat Storm Team has a low-cost solution that maintains the look and integrity of high-cost models!

This pack contains 4 different colors of Cargo Containers: Red, Blue, Green and Gray.

You can print out as many as you want and even create an entire shipyard battle scenario out of this simple pack.

Two possible gaming scenario ideas:

- Three cargo containers full of explosive-making materials are located somewhere in the shipyard. One player must seek out the

containers and another player must work to stop them! (This scenario is similar to "Mission 3: Search and Defuse" in the Combat Storm Rulebook).

- A cargo container is being used to smuggle a Scientist into the country. One player must transport the Scientist out of the shipyard and into safety while the other player must try to assassinate the Scientist.



Materials You Will Need:

Hobby Knife. The hobby knife is used in conjunction with the straight-edge ruler to create a clean edge when cutting. If a hobby knife is not available, scissors can be used.

White Glue. White glue is used to glue the tabs of the cutouts together. A glue-stick can be used as an alternative.

Straight-edge Ruler. The ruler is used with the hobby knife to help act as a guide for your knife when cutting a straight edge.

Cutting Board. All cutting with the hobby knife should be done over the cutting board. Cutting boards can be obtained at your local office supply store. A piece of cardboard can be used as an alternative.

Cardstock or Photo Paper. Print templates on cardstock using a color printer. The heavier the weight of the card, the better. Most cardstock is 110LB paper which works well and is inexpensive. Some photo paper is even thicker and offers better image quality. Standard paper is not recommended.

TIP: To add additional weight to your terrain pieces, simply tape a coin or two on the inside wall of the Papercraft.

For More Free Downloads and Video Tutorials, Please Visit CombatStorm.com



PROJECT NAME: Cargo Containers




Fold

Fold


Fold

Fold

PROJECT NAME: Cargo Containers





PROJECT NAME: Cargo Containers





PROJECT NAME: Cargo Containers



Fold

Fold

Fold

Fold

You've got the Papercraft, Now PLAY THE GAME!

Ready to take your Green and Tan Plastic Army Men to a whole new battlefield? Introducing COMBAT STORM, the miniature wargame that will turn your kitchen table or living room floor into an epic battlefield using your Plastic Army Men and your Combat Storm Rulebook.

Your free downloadable Papercraft buildings make up the terrain and obstacles that your soldiers use as cover as you battle head to head against your friends!

The Combat Storm Rulebook features everything you will need to start playing right away and you can use virtually any Plastic Army Man from any manufacturer!

Get started today! Your adventure begins at:
COMBATSTORM.com for more info and free downloads!



www.COMBATSTORM.com